





## Option 1

Spade	Description	Wire Color
8	Ground	Black
2	Key-On / Power Source	Red
3	Power output to light	White




Spade	Description	Wire Color
7	Lower Indicator Light Ground	Black
6	Lower Indicator Light Positive	White

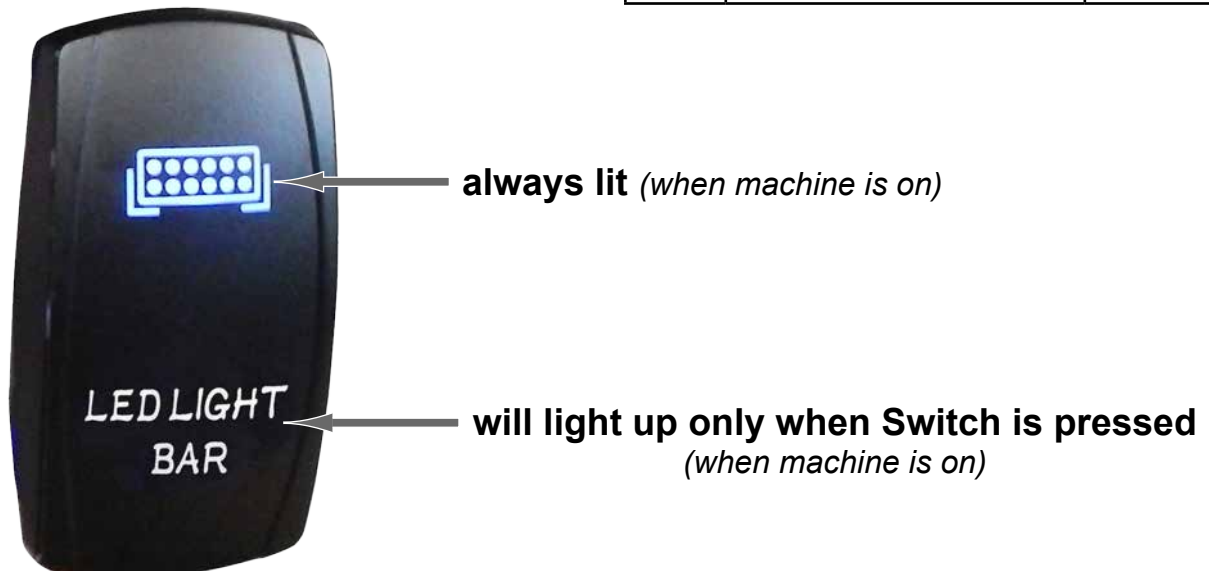
**both graphics ON only  
when Switch is pressed**  
*(when machine is on)*



## Option 2



Spade	Description	Wire Color
8	Ground	Black
2	Key-On / Power Source	White
3	Power output to light	Red



## Horn Wiring



to Ground



- join 2, 3, 5, and 8
- route wire to power source

- join 4 and 6
- route wire to Horn