

RZR® PRO SERIES TWEETER ADAPTERS


PART #: UTVS-PRO2-TSA

PARTS LIST:

UTV Stereo Tweeter Adapters	x2
-----------------------------	----

RECOMMENDED PRODUCT:

Pro Series
1" Tweeters
PART #: UTVS-PTW
*SOLD SEPARATELY




1. Remove the 2 hex screws on each side of the tweeter enclosure



2. Carefully remove the enclosure from the A-Pillar as shown



3. Unplug the OEM tweeter plug



4. Connect the included OEM tweeter harness adapter



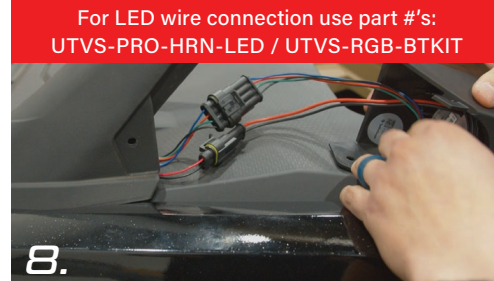
5. Place the tweeter into the UTV Stereo Tweeter Enclosure



6. Use the locking ring to secure the twitter to the enclosure



7. Place the OEM grille on to the enclosure



8. Plug in the RGB Connector (4 wire plug) and the Power Connector (2 wire plug)



9. Tuck the excess wire into the enclosure and attach the enclosure to A-Pillar

Scan to watch
the Installation
Video!



UTV stereo
PERFORMANCE AUDIO



10. Re-attach the OEM hex screws for both sides of the enclosure



11. Repeat for the other side

We are here to help! Reach out to us at info@utvstereo.com or call us at 480.616.2299