





OPERATIONS MANUAL



POLARIS RZR® ultimate GUN RACK /
GRAB HANDLE / LUG WRENCH

POLARIS RZR® ultimate Gun Rack / Grab Handle/Lug Wrench

PART#	DESCRIPTION
RB01000	Polaris RZR® Ultimate Gun Rack/Grab Handle/Lug Wrench™ (MOUNTING HARDWARE INCLUDED)



Most of us here at Razorback are avid hunters and we felt there was a better way to hold our guns in our RZR. We also wanted a nicer looking RZR Passenger Grab handle that had comfortable grips for our passenger. The result is our RBO Ultimate Gun Rack.

We designed our Ultimate Gun Rack with Lots of adjustability so you can change the gun mount locations to fit your specific rifle or shotgun.

We also incorporated Pro Taper® Hand Grips, and machined in a ½" drive socket adapter into the end of the mounting shaft. This allows you to use our Ultimate Gun Rack™ as a Lug Wrench for removing your Side x Side lug nuts (Socket Not Included).

This mount will fit all Polaris RZR's built after 2012 that use the square mounting shaft.



WARNING



- Follow all Local, State, and Federal guidelines regarding safe transportation of firearms
- Failure to do so could result in serious injury or death
- Never transport a loaded firearm
- Follow safe practice regarding the changing of tires (See operations manual at razorbackoffroad.com)



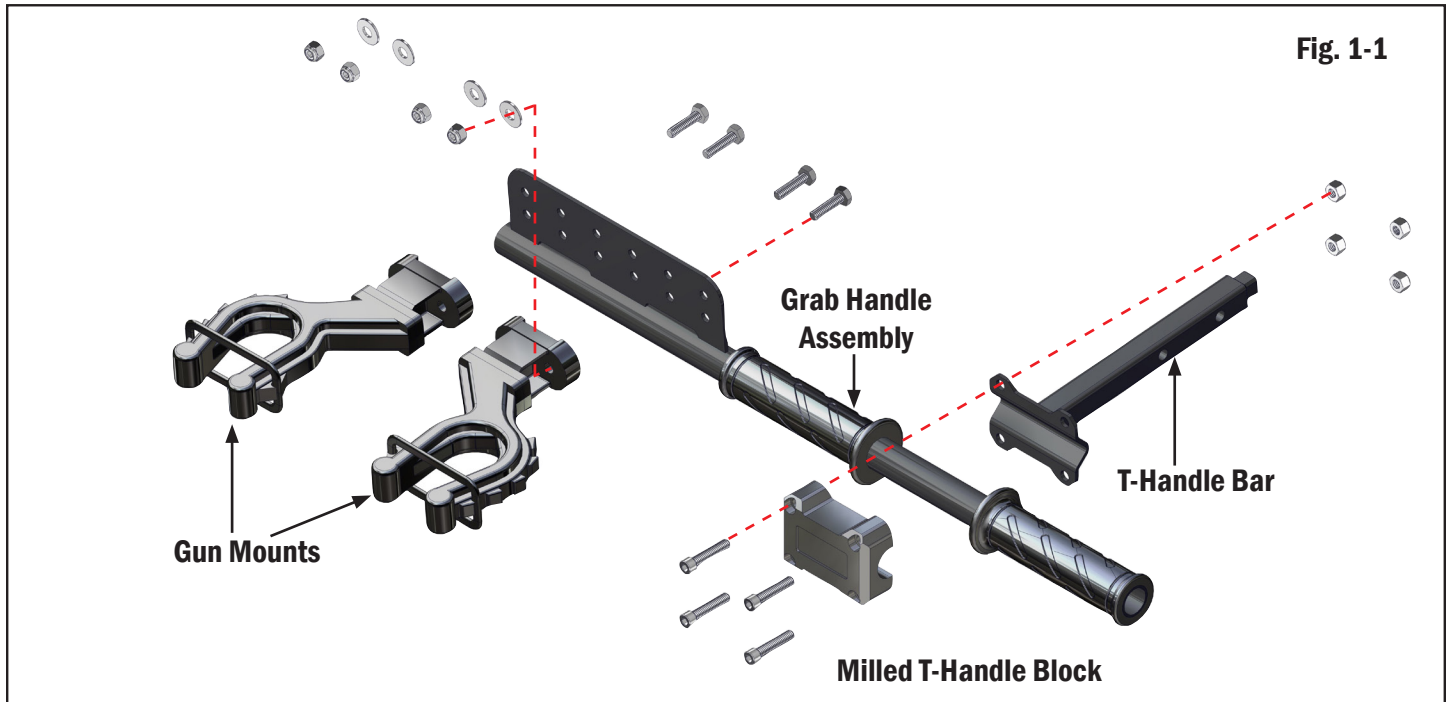
INCLUDED MOUNTING HARDWARE

- (4) 1/4" - 20 x 1-1/4" S.S. Socket Cap Screw
- (8) 1/4" S.S. Nylock Nuts
- (4) 1/4" Flat Washer
- (4) 1/4" x 1" S.S. Truss Head Screw

REQUIRED TOOLS FOR INSTALLATION

- 3/16" Allen Wrench (INCLUDED)
- #2 PHILLIPS SCREWDRIVER
- 7/16" END WRENCH

Installation Instructions



The following are instructions for assembly and installation of the Polaris RZR® Ultimate Gun Rack/Grab Handle/Lug Wrench™.

Bolt the Milled T-Handle Block to the T-Handle Bar around the Grab Handle Assembly using

- (4) 1/4" - 20 x 1-1/4" S.S. Socket Cap Screw
- (4) 1/4" S.S. Nylock Nuts

Bolt the Gun Mounts to the Accessory Plate of the Grab Handle Assembly using


- (4) 1/4" x 1" S.S. Truss Head Screw
- (4) 1/4" Flat Washer
- (4) 1/4" S.S. Nylock Nuts

See Fig 1-1 for Assembly , See page 4 for Mounting Configurations

This mount will fit all Polaris RZR's built after 2012 that use the square mounting shaft. See Fig. 1-2

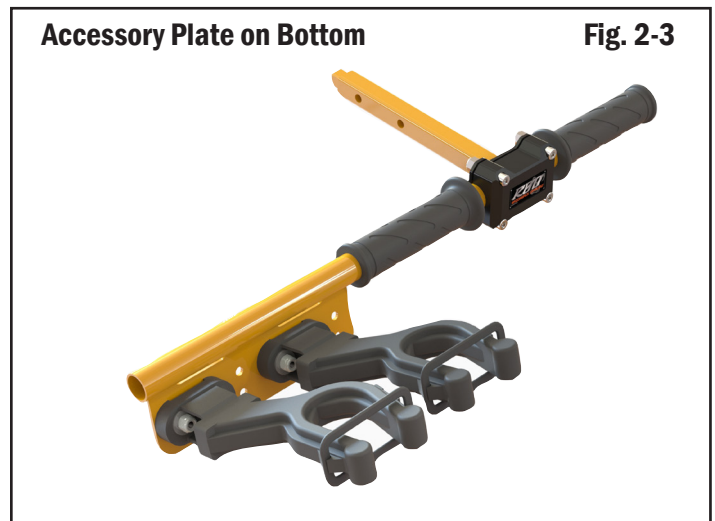

The T-Handle Bar has a slight upward angle and mounts into the square mounting hole. It has two lock pin holes, giving you a choice in mounting depth. See Fig. 1-3


Lock the T-Handle bar in to position with the vehicles locking pin. See Fig. 1-4




Mounting Configurations

The Polaris RZR® Ultimate Gun Rack/Grab Handle/Lug Wrench™ was designed so that it can be configured in a multiple different ways. The accessory plate on the grab handle bar has several mounting holes for the installation of the gun mounts, and the grab handle bar can be oriented so the accessory plate is on the top or bottom. See Fig 2-1 to 2-4 for different mounting options.

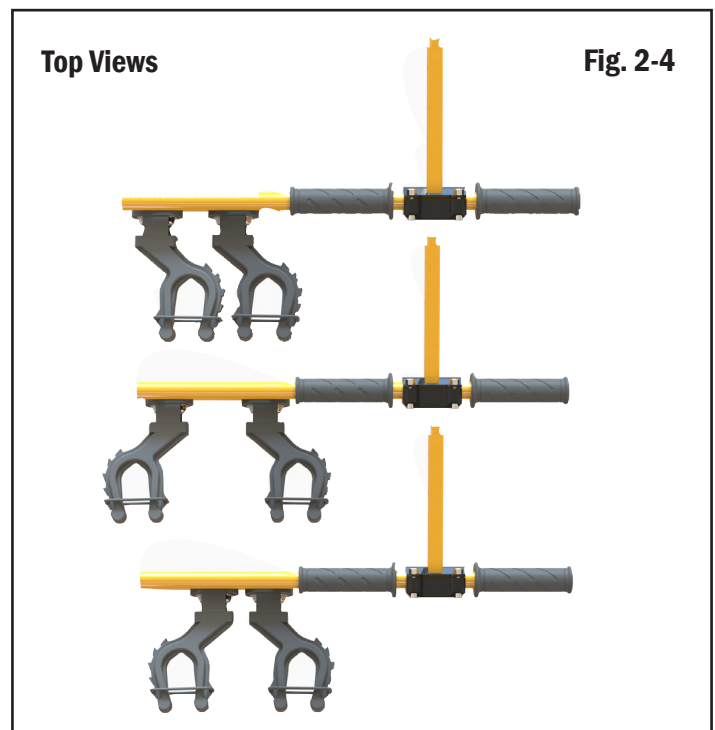




WARNING

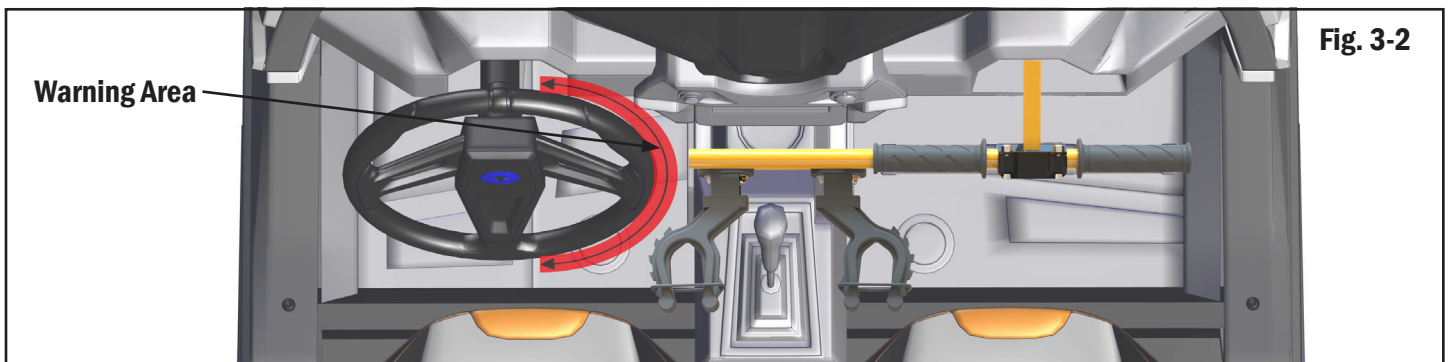
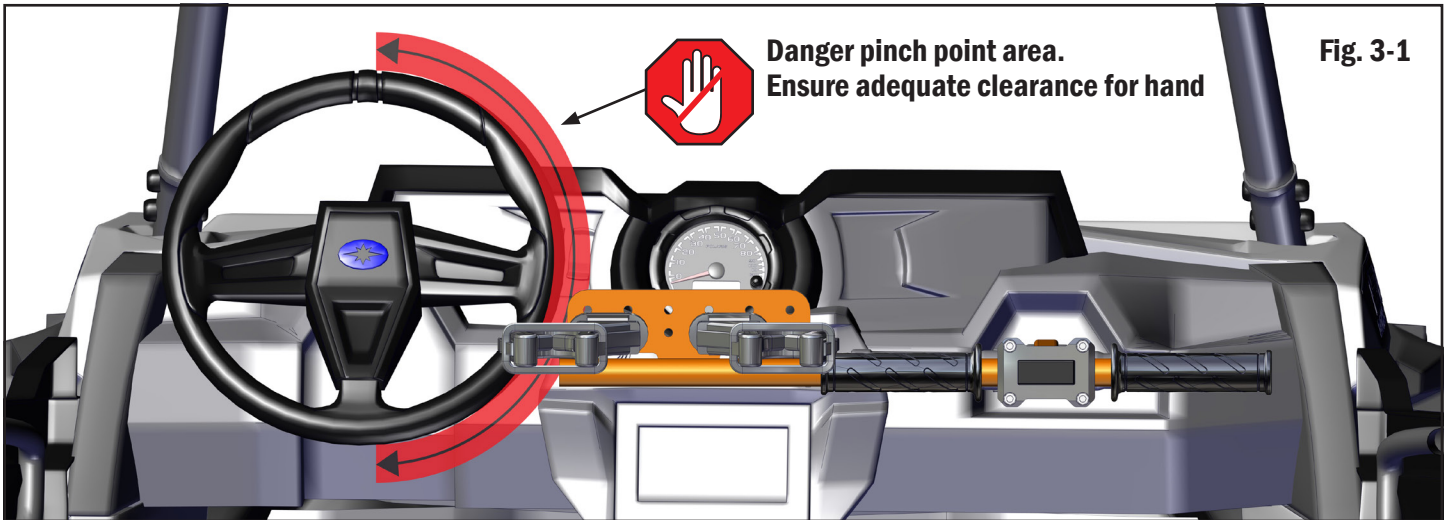


- Follow all Local, State, and Federal guidelines regarding safe transportation of firearms
- Failure to do so could result in serious injury or death
- Never transport a loaded firearm
- Follow safe practice regarding the changing of tires (See operations manual at razorbackoffroad.com)

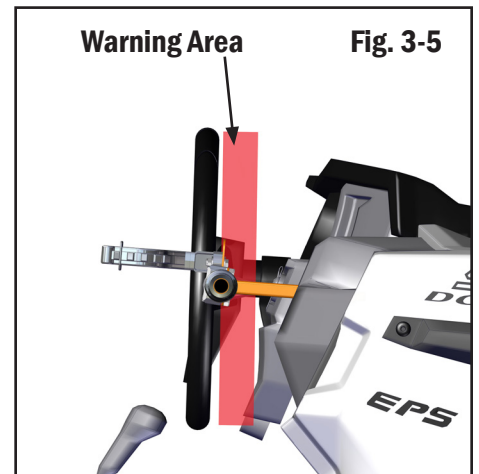
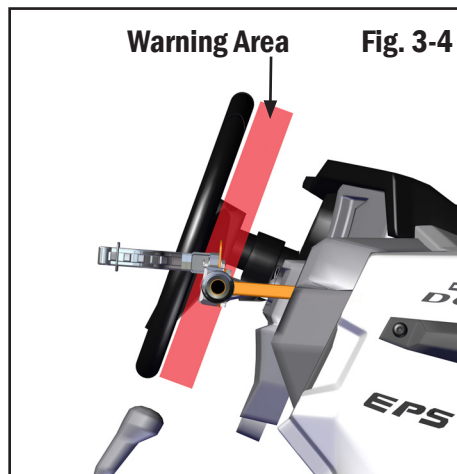
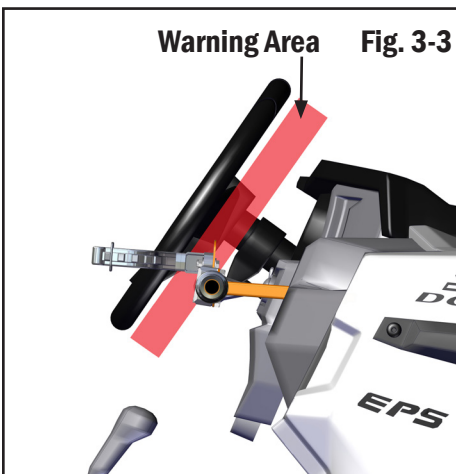


! WARNING !

When configuring the set-up of your Polaris RZR® Ultimate Gun Rack/Grab Handle/Lug Wrench™ make sure that you leave adequate space for your hands to operate the vehicle. It is up to the operator of the vehicle to determine the set-up of the Polaris RZR® Ultimate Gun Rack/Grab Handle/Lug Wrench™ to judge if they have enough space for proper hand movement. See Figs 3-1 to 3-5 for Warning Areas



Check all positions of the steering column making sure that you have clearance for your hand to operate the vehicle in all positions.



Built- In 1/2" Drive

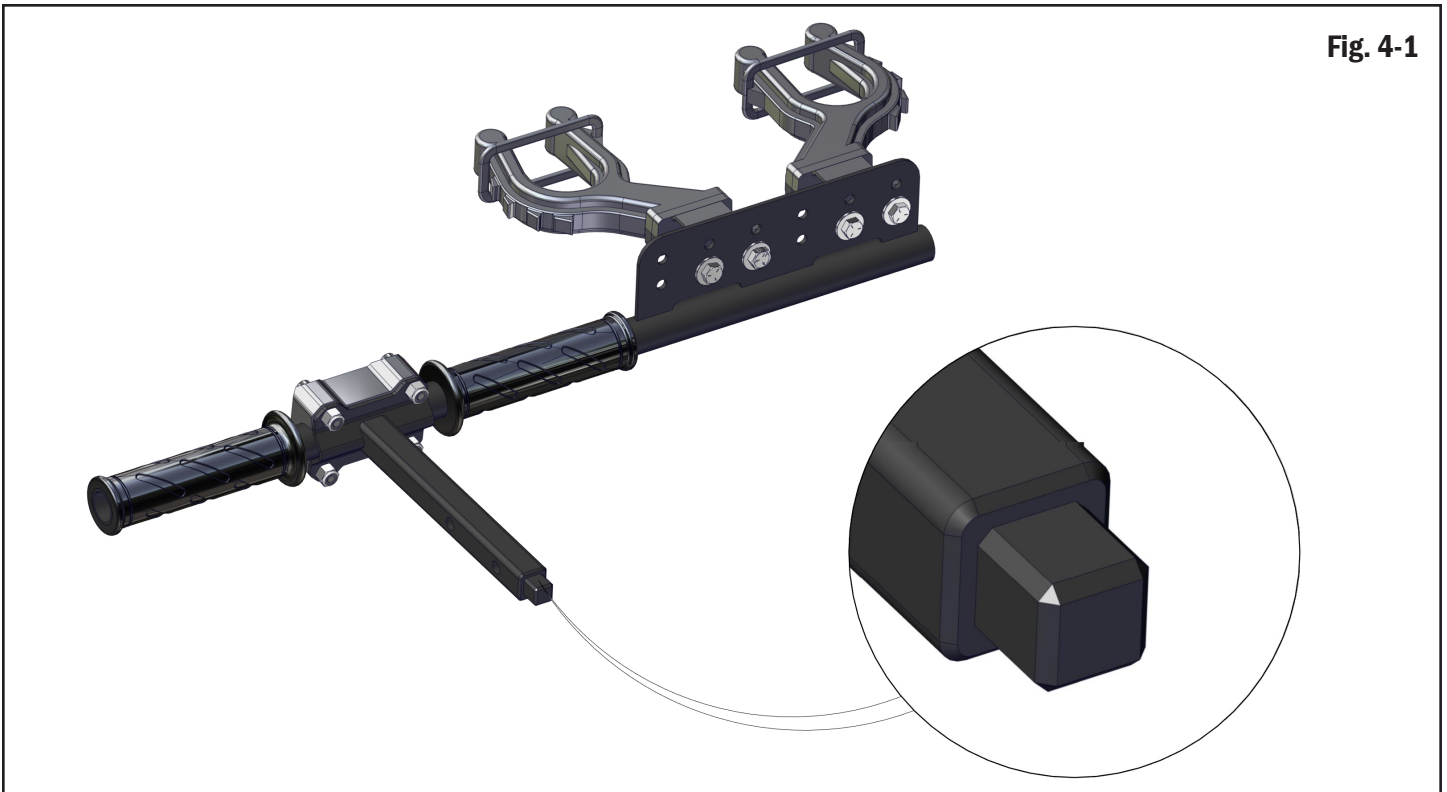


Fig. 4-1

The Polaris RZR® Ultimate Gun Rack/Grab Handle/Lug Wrench™ features a machined in a 1/2" drive socket adapter into the end of the mounting shaft. This allows you to use our Ultimate Gun Rack™ as a Lug Wrench for removing your Side x Side lug nuts (Socket Not Included).



Pro Taper® Hand Grips

The Polaris RZR® Ultimate Gun Rack/Grab Handle/Lug Wrench™ features Pro Taper® Hand Grips





PH: (208) 696-7230 FAX: (208) 580-1900

inventive edge, LLC 3190 Industrial way, Mountain Home, ID 83647



RB00062